



**Cordless Cleaner**  
**DCL280F / DCL281F / DCL282F**



# More advanced features for professional use!

High power

+

High durability



### DCL280F

Capsule type



Trigger switch + slide switch



### DCL281F

Capsule type



One-touch push button switch



### DCL282F

Paper dust bag



One-touch push button switch



# BL motor provides high power and high durability.

Max Air Flow

**1.5** m<sup>3</sup>/min

model: DCL282F

Max Sealed Suction

**8.2** kPa

model: DCL282F



## Quiet cleaning & Low vibration

- 1 achieved by noise absorbing sponge attached inside housing.
- 2 Using softer elastomer for the part that fixes fan cover, the vibration of housing is reduced, increasing comfort even in long continuous cleaning.





## Trigger switch + Sliding lock-on switch

DCL280F only

allows for long continuous cleaning with less fatigue.



By moving ① sliding lock-on switch to ON position, ② interlocking trigger switch can be locked on for continuous cleaning.

## LED job light

- illuminates the work area.
- also function as a battery capacity warning lamp

photo: DCL280F

# BL MOTOR

**New internal construction prevents loose installation of filter/paper dust bag to protect the motor room from dust.**


## Pipe lock

Pipe is fixed with the locking mechanism to prevent it from accidentally coming off.



## Pipe with beveled end


Cleaning of tight places can be done without nozzle by using the beveled end of pipe as a nozzle.



## Paper dust bag ( DCL282F )



Moving stopper prevents front cover from closing if paper dust bag is not installed tight.




## HEPA filter is available ( DCL280F / DCL281F )

# HEPA filter



## Capsule type ( DCL280F / DCL281F )



When capsule is installed securely, two ribs inside capsule press the inside frame of filter to hold the filter tight.



## DCL280F


**Max Air Flow**  
**1.4m³/min**

**Max Sealed Suction**  
**6.4kPa**

**Continuous use\***  
**20min**

**Dust capacity**  
**750 mL**

**Lightweight**  
**1.2 kg**  
BL1815N



## DCL281F


**Max Air Flow**  
**1.5m³/min**

**Max Sealed Suction**  
**8.2kPa**

**Continuous use\***  
**Max : 15min**  
**High : 20min**  
**Normal : 50min**

**Dust capacity**  
**750 mL**

**Lightweight**  
**1.2 kg**  
BL1815N



## DCL282F

**Max Air Flow**  
**1.5m³/min**

**Max Sealed Suction**  
**8.2kPa**

**Continuous use\***  
**Max : 15min**  
**High : 20min**  
**Normal : 50min**

**Dust capacity with dust bag**  
**500 mL**  
Paper filter 330mL

**Lightweight**  
**1.3 kg**  
BL1815N







\*Battery : BL1830B ( 3.0Ah )

## Accessories

	Nozzle assembly For rug / carpet	Sheet Nozzle	Flexible hose	Corner nozzle	Round brush	Shelf brush
Part No.						
White	198525-7	199037-3	198867-9	198918-8	198877-6	198872-6
Blue	198523-1	199040-4	198541-9	198989-5	198549-3	198534-6

### DCL280F, DCL281F only

<b>Filter set</b> 10pcs /set Part No. 198914-6		<b>Pre-filter</b> Part No. 198750-0		<b>Easy shake off filter B set</b> Part No. 199966-0		<b>Filter H set</b> <b>HEPA filter</b> Part No. 199989-8	
---	---	---	---	--	--	---	---

### DCL282F only

<b>Dust bag set</b> (cloth) Part No. 198746-1		<b>Paper filter set</b> 5pcs/set Part No. 194566-1		<b>Easy shake off dust bag set</b> Part No. 198748-7		<b>Valve stay complete</b> Part No. 143677-9	
--	---	---	---	--	--	--	---

### Tool bag set



Cleaner body, battery, charger and accessories can be stored together.  
(LxWxH: 600x210x190mm)



### Holder Set



## Cordless Cleaner

### DCL280F / DCL281F / DCL282F

	DCL280F	DCL281F	DCL282F
<b>Capacity</b>	750 mL	750 mL	Dust Bag: 500 mL Paper Dust Bag: 330 mL
<b>Continuous Use (min.)</b>	20	Max: 15 / High: 20 / Low: 50	Max: 15 / High: 20 / Low: 50
<b>Max Air Flow</b>	1.4 m³/min	1.5 m³/min	1.5 m³/min
<b>Max Sealed Suction (water column)</b>	6.4 kPa (640 mmH <sub>2</sub> O)	8.2 kPa (820 mmH <sub>2</sub> O)	8.2 kPa (820 mmH <sub>2</sub> O)
<b>Suction Power</b>	45 W	Max / High / Low : 60 / 45 / 15 W	Max / High / Low : 60 / 45 / 15 W
<b>Dimensions (L x W x H)</b>	1,016x113x155 mm (40"x4-7/16"x6-1/8")	1,016x113x154 mm (40"x4-7/16"x6-1/8")	1,016x113x154 mm (40"x4-7/16"x6-1/8")
<b>Net weight</b>	1.2 - 1.6 kg (2.7 - 3.5 lbs.)	1.2 - 1.6 kg (2.7 - 3.5 lbs.)	1.3 - 1.6 kg (2.8 - 3.5 lbs.)

**Standard Equipment :** Floor Nozzle, Sash Nozzle, Sash Nozzle Holder, Pipe, Long Sash Nozzle, Holder, Filter, Prefilter, Easy Shake Off Filter, Hand Strap, Battery, Charger

 Built-in Job Light  Electronic 3-Speed (DCL281F / DCL282F)

The weight may differ depending on the attachment(s), including the battery cartridge. The lightest and heaviest combination, according to EPTA-Procedure 01/2014, are shown in the table.  
Items of standard equipment and specifications may vary by country or area.

# Makita Corporation

3-11-8 Sumiyoshi-cho, Anjo, Aichi, 446-8502 Japan

PRINTED IN JAPAN 201905